



The Distributor



Newsletter of the Hi-Country Regional Group
Early Ford V8 Club of America

March 2023, Volume 53, Number 3



Inside This Issue

President's Letter..... 2	Newsletter Requirements .. 4	March Seminar8
February Minutes3	Dearborn5	Tech Corner 9
..Comforts and Concerns3	250 Club6	March Tour10
Cover Photo3	Winner in Florida6	Samaritan House10
From the Editor..... 3	Historic Photo6	Flathead Related Web Sites .10
Ex-President's Breakfast3	Ford Cookies 7	Schedule11

The Hi-Country Regional Group meets the first **Thursday** of each month at 7:30 pm, at the **Saint Michael and All Angels Church**, 1400 South University Boulevard, (Univ & Arkansas, one block north of Florida) Denver, CO 20210.

The parking lot is on the east side of the Church and we enter the community room through the last door on the south side of the building.

Board meetings are also at the Church, on the fourth Thursday of each month.

President's Letter

Golly, Gosh, Gee Whiz! I get to move from the back seat to the front seat one more time. The view is spectacular, all those V-8's tootlin down the road, where are they all headed you ask? Dearborn, Michigan and the Grand National Meet, June 11-17, 2023. Haven't you heard? We are having a confab there. So make your plans now!

A hundred or so of you missed a fun time at our February General Membership Meeting. We talked about Donuts and Donut holes and that rascal Steve Estep said follow me, I will lead you to Monument, Colorado where you can experience both. Speaking of rascals, that Gene Pastor guy said, "How 'bout a Bus trip to Dearborn"? Can you imagine cruising along the highway of life sipping on a Pepsi and chewing on some peanuts? Just a slice of life! Gene said if you reserve early you will have your own seat and won't have to stand for the entire trip, what a guy. If you are interested in joining in on a Bus Ride to Dearborn, contact Gene, 303-906-2050, geneP98@aol.com. Depending on how many are interested, will dictate the size of the bus.

Speaking of guys "Wrongway" Kimmet chimed in saying he would even throw a gallon of diesel in his trunk along with a tow rope in case the bus needed help, no need for Triple A, I've got you covered said Arnel. Then Harry Lindsay popped up and said, "Wait a minute what about equal opportunity transportation! Trains, Trains, Trains!" At that time I had to have a private conversation with myself. My joy was over the top! "be still my irregular heart beat! be still.

What! What! did you say about "Artificial Intelligence" Well I never!

Slower Than Most! Nick

The Distributor

Is a monthly publication of the Early Ford V8 Club of America, Hi-Country Regional Group, a not-for-profit club founded in 1970, dedicated to the restoration & preservation of Ford Motor Company vehicles manufactured from 1932 to 1953.

Contributions of articles, photos, cartoons, sale or wanted items, etc., are welcome and may be mailed to Steve Kennedy, deadline the 18th of the month.

Address Steve Kennedy
8137 Zang St.
Arvada, CO 80005
303-489-3955 evenings please
or email skennedy@ecentral.com

EARLY FORD V8 CLUB OF AMERICA HI-COUNTRY REGIONAL GROUP

National Regional Director

Lou Mrazlfmj60@aol.com 303-755-4637 Regional Director

2023 Officers & Board:

Nick Morstad(2023-2025)...President
720-641-3179, deaconnoel@gmail.com

Mark Merritt (2023-2025)...Vice President
505-554-8881, markgmerritt@gmail.com & Board Member

Fred Hower(2023-2025)... Treasurer
Scott Turnage..... (2021-2023)... Recording Sec.
& Board Member

Loren Helfenbein (2022-2024)Seminars &
Board Member

Steve Estep . (2022-2024) .. Corresponding Sec.
estepio@yahoo.com, 720-381-8984 Tours & Board Member

Debra Jones(2022).Alternate
Board Member

Chairpersons:

Debra Jones Membership,
303-232-9458, dkayjones33@aol.com

Loren HelfenbeinSeminar Chairman
720-289-2019 lrenhelfenbein@gmail.com

Steve Estep **Tour Chairman**
estepio@yahoo.com, 720-381-8984

Jay Svigel..... Meeting Programs

Jim NielsenCCCC Representative

Newsletter/Web Site Staff:

Steve Kennedy Editor

Debra Jones..... Circulation

Ed Rockwell Photographer

Patti Jantz. Remembrance & Celebrations

Jay Svigel... Web Site/E Mail

Coty Carmack (cotyvette@icloud.com) ...Facebook Editor
<https://www.facebook.com/profile.php?id=100075693709757>

EFV8 Hi-Country Regional Group
P.O. Box 3137,
Littleton, CO 80122
website: **HiCountryV8.org**

February Minutes

Fred was unable to attend, but he did send the treasurer report. We received 73 cents in interest!

Seminar is March 4 at Charlie Palmer's home. A guest will show us how to restore stainless steel parts.

The tour this month is on February 19. Meet at Aspen Grove shopping center and we will drive to Monument and eat at Horseshoe Donuts or Rosie's Diner.

A future tour to Lowery and places to eat was discussed.

Debbie said most members have renewed, however nine have quit.

Jim was not there to do the CCCC report.

The High Country group got third place in the National Newsletter competition.

Coty Carmack has created a Facebook page for members to enjoy. Details on how to join are forthcoming.

Patti mentioned that Eddie is going through Chemo. Julie Webb had a hip replacement.

Bernie is working with Red Rocks College and requested the annual donation of \$2,000. The club approved it. Bernie and Fred will get together for the check.

The Christmas party was well attended. Steve Bennet deposited the \$200 and donated the collected items to the Good Samaritan House.

Harry did a program on a trip to the California Roadster Show and Peterson Museum.

Aurelia for Scott

Comforts and Concerns

Julie Webb had hip surgery and is doing well. Eddie Rockwell started another round of chemotherapy recently. Steve Carmack is in the hospital. Lou says Ivan Fletcher fell and Fran has phenomona and Joyce Clemmons hasn't been doing well for a while.



Newsletter Staff: Nick Morstad, Steve Estep, Patti Jantz, Debbie and Abe Jones, Loren Helfenbien, Steve Kennedy, Jay Svigel, and not shown, Eddie Rockwell and Scott Turnage.

Cover Photo

This month's cover photo is of Coty's 1936 Roadster that he received from his grandfather, Steve Carmack.

In 1973 or so, having the desire for an open air car, my grandfather traded a green '39 Ford Coupe, a nice running driving car, for a project that he would carry in boxes and pieces from Indiana to Colorado. Some club members will remember when the body was hanging on his garage wall in about 1978. It took the better part of almost 10 years but in 1982 he finally had a beautiful 1936 Ford Roadster worthy of a trip to Dearborn. That year with not many miles under the new restoration, he drove the car all the way from Colorado to Dearborn where it earned it's first Dearborn award. The car was enjoyed for a few more years and driven on many tours with the Club. As happens with the antique car hobby, sometimes choices have to be made. Thus, the car was sold in 1986. In the late '80s and throughout the '90s my grandfather tried to buy the car back to no avail. He would see it one time in the mid to late '90s parked in a garage in old Denver but eventually lost track of it. A few years ago my Grandmother and Mother began once again trying to track the car down. There was no record of the car having ever been registered since my Grandfather owned it and it was completely off the grid. By some miracle my Grandmother, Teddie, and Mother, Heidi, received a response to a letter they wrote to the family member of the last known owner of the car. In April of 2022, we were invited to see the car. We found it sitting quietly in a garage just a mere 20 or so miles from home. Not sure what kind of shape we would find the car in, we were pleasantly surprised – there it sat in surprisingly good shape with the tags from 1986, the year my Grandfather sold it. The title had never been transferred out of my Grandfather's name. It is believed the car was driven a handful of times, maybe around the block. When we got it home, a week and little Marvel Mystery Oil later it fired right up! Other than a few minor hiccups, you would never know that the car had just woke up from its 36 year nap.

Coty is also in charge of our club's Facebook page. For those of you who access Facebook, the link is <https://www.facebook.com/>

From the Editor

The "Distributor" won 3rd place nationally which is great. I don't do this newsletter alone; it is definitely a group effort. I want to thank both my wife, Deanie, and Jay for many Proofings each month. And Eddie, Loren and Steve E for taking pictures each month. Last year Abe for getting his President's Letter as well as many support articles for our many events, and this year for Nick's President's Letter. Scott for getting the Minutes to me each month. And Patti for her contributions for Comforts and Concerns. For distribution, Deb and Abe put in a lot of effort each month picking the newsletter up, folding and taping the corners, labeling and stamping it, then getting it back to the post office as quick as they can. And I'm sure I forgot someone, Thank you All,

Ex-Presidents Breakfast

Everyone is invited to the Ex-Presidents Breakfast, March 15, 2023, 10:00am at Louis's Diner, 1500 W. Littleton Blvd. Littleton, CO 80120.

Newsletter Requirements

Dear fellow V8'ers: I am taking this opportunity to convey a personal note to all of you who participated in the newsletter competition this past year. I enjoyed judging the entries. I feel like many of you are old friends and I look forward to your publications each month. I am now going to offer to you all some pointers which will help you in future competition and help you in communicating better with your own clubs. I do not know it all...I don't profess to. I am simply offering advice in line with my own style of judging. Many of you will say "Aw, I already know or knew that." True. Some do; some don't.

The judging categories on the sheet developed by Millie Scheidts several years ago, I think, are fair and served her judging and the program well. I am attaching a copy of the scoresheet.

Newsletter Name:		Regional Group:												
ITEM		JAN	FEB	MAR	APR	MAY	JUN	JUL	AUG	SEP	OCT	NOV	DEC	AVERAGE
COVER	5													
Pres Message	6													
Editor Message	6													
Minutes	6													
Tech Articles	6													
Calendar	6													
Classifieds	6													
Ladies Page	6													
Previous event	6													
Next Event	6													
Other articles	6													
Neatness/readability	5													
Pictures/Graphics	5													
Grammar	5													
Spelling/punctuation	5													
List of board/RG Address	5													
Asset to members	5													
Innovation/creativity	5													
Monthly totals														
Editor:														
E-Mail Address														

My first suggestion is to try to balance your newsletter with something each month covering the categories. I have seen some stunningly beautiful, grab-me-and-read-me newsletters but which leave two or three categories blank. You may get a six on readability, but lose 12 or 18 points for empty coverage.

Secondly, if possible, **caption your pictures**. I know, not possible 100 percent of the time, but do what you can. Helps communicate the core of the covered subject. Three pages of no captioned pictures is a waste of your time.

Thirdly, clearly understand the full context of each category. **List of Board and RG Address means just that**. I see one or two publications that have everything but an address. **Tech Articles** seeks to share beneficial technical information, which sometimes can be reprinted from other sources with proper credit. But, a tech page from one of your club's senior experts will go a long way toward getting your efforts full credit. Innovation/creativity is a little bit harder as not everyone considers themselves creative. Pictures and Graphics go right along with this category as each can make the other easier and more attractive. But, again from my position, effort is immediately recognized and will go a long way in helping a score.

Fourthly, be consistent with your efforts toward **each category**. I've seen instances where three dynamite stories will get only the maximum six points for Other Articles. Most, or many, of these articles or stories are known as evergreens, can be run any time for good effect. Save one or two of them and let's run them next month and get another full six points.

Fifthly, (I know, I had to look twice at it) see if you can tie up one of your **lady members (figuratively speaking)** and get a **Ladies paragraph or page** from a

lady's perspective. It will do wonders for your publication, the writer, and your club. Recipes work, but they have to be **extraordinary** to garner six points.

Sixthly, Never underestimate the **power of your cover**. It's the first thing seen printed or digitally and could, would, or should make your reader want to jump to page two, etc. Many covers have had the same format for years. Surprise your readers.

I hope no one takes offense at these suggestions...they are my two cents worth, for what it's worth. If you follow them, you will have a higher score, more communicable publication, and your club will benefit. Let me know what you think.

Thanks, Bill Wilson, Peach State #160 EFV8 Club, Judge, newsletter competition. **Ron Wallis**

Donated by Bernie Sawin

ALL ROADS LEAD TO HOME

OVER THE GEAR GRINDING ROCKIE MOUNTAINS, ACROSS THE BOILING BAKED BAD LANDS OF THE PLAINS, AND THROUGH THE MIRY MUDDY MARSHES OF THE SOUTHLAND, COMES THE CLASSIC FORD V-8, HEADING FOR HOME, ITS ENGINE POUNDING OUT THE PUNISHING MILES, PUSHING RELENTLESSLY ONWARDS, TOWARDS THE PLACE OF ITS BIRTH – DEARBORN, TRULY A CLASSIC COME HOME. BE A PART OF THIS MOST MEMORABLE OCCASION, AND RELIVE THE PLEASURE PRODUCING PAST OF THE 1930'S AND '40'S, WHEN THE EARLY FORD V-8 CLUB OF AMERICA GATHERS ITS KIND FOR THE GRAND NATIONAL MEET, IN DEARBORN '73, AUGUST 9, 10, 11, 12. READ ALL ABOUT IT IN THE V-8 TIMES. SEND 7.00 YEARLY DUES TO THE EARLY FORD V-8 CLUB OF AMERICA, P.O. BOX 2122, SAN LEANDRO, CALIFORNIA 94577. DEPT. S6

Dearborn

If anyone has items they would like to contribute to the raffle items donated to the Dearborn Diamond Jubilee, June 11-17, please either bring them to an upcoming meeting or make arrangements to get them to me. We live near 80th and Indiana. We plan to leave for Dearborn on June 9th.

Below are the items that were donated when we were planning on hosting the 2020 Alamosa event. We appreciate any additional items.



SPECIAL-INTEREST AUTOS, June-July 1973

60th Anniversary Diamond Jubilee Celebration Grand National Meet

June 11-17, 2023

We hope you will join us in Henry Ford's Hometown, Dearborn Michigan, home of everything Ford. The Grand National Committee is working hard planning a spectacular time for you to participate in during a very enjoyable week. This is the eleventh Grand National Meet of the Early Ford V-8 Club of America, and the 9th held in the suburb of Dearborn.

COMPLETE REGISTRATION FORMS ARE NOW AVAILABLE!



250 Club

I would like to write a message to to all the club members to thank everyone that worked with the point system. The last two years was fun I had a great time taking care of the 250 points I met a lot of members I had not seen before. Some times it was a challenge but overall it worked out. The first year it was hard to get members sign in so I took a chance to make sure everyone received their points. The second year was better and we had nine members receive there 250 plaques which I enjoyed handing out. They started out with 400 plus points to 250 plus points great job everyone. We even had all the 20 year members receive recognition for their points I am glad to see they still want to be active in the club. I am no longer doing the 250 club points. That has been turned over to Mark Merritt, our new Visa President, so he will be out there looking for you and he will have the books with him. So please be sure and sign your cards at each event you go to. So again I would like to thank everyone for helping making this last year fun.

Winner in Florida



We got a note from Mike Jacobs, he won Best Old Flathead Ford in the Show (the only old flathead in the show) Best old Truck in The Villages (NW of Orlando), Florida.

Historic Dealership Photo

The photo below, borrowed from the St. Louis club's newsletter, "On the Road", who probably borrowed it from the *Automotive American's* web site, who probably borrowed it from *The Old Motor* magazine, shows the George Holzbaugh's Ford dealership. The dealership has long since moved, but the building is still there. If you look close at the second photo, you can still see some remanence of the "Holzbaugh" lettering.

<https://automotiveamerican.com/2019/11/24/truckloads-of-1936-fords-arrive-at-holzbaughs-detroit-ford-dealership-the-old-motor/>

According to the source of today's lead photo, it was taken in January of 1936 when truckloads of new 1936 Ford cars were being unloaded at George Holzbaugh's Dealership. The operation was open 24-hours a day and located at West Grand Boulevard and 3845 West Fort St. in Detroit, MI, and included a billiards parlor.

Holzbaugh was an experienced Ford salesman who earlier worked at Peter J. Platte Motor Sales also located in Detroit. James O' Connell reported in the 2017 Spring "Lincoln Link" that in "March 1924, Peter J. Platte Motor Sales was recognized by Ford Motor Company for employing the "Champion Ford Salesman" (Holzbaugh) in the United States. There he had a total monthly sales of 202 cars and trucks and beat the nearest salesman by 28 units."

In 1934 Peter J. Platte moved to selling DeSotos and Plymouths and apparently Holzbaugh then opened this dealership. He and his salesmen's ability to sell large numbers of cars and trucks probably accounts for the three-car transporters unloading new Fords at the Dealership. The photo below also dated to January 1936 shows some kind of a sales event held at Holzbaughs.



PRINTED COURTESY OF ECC



Donated by
Loren Helfenbein

A MAN WHO USED HIS BEAN

By Cathy Kline

I want to share with you something that surprised me. Since around September, I've been drinking soymilk instead of regular milk. I always bought the same carton size, same flavor (chocolate) each week; but, one day when I reached for it in the refrigerator, the name Henry Ford caught my eye. On one side of the carton, there was a whole story about him. I knew he was versatile, but soy???

The story is as follows: Soybeans originally traveled to the United States by ship when Samuel Bowen smuggled them from China in 1765. But it was Henry Ford who put them in cars. When the Great Depression hit, it hit farmers especially hard. Huge farm surpluses meant low crop prices and dwindling income. All of a sudden, Henry Ford's best customers – American farmers – could no longer afford his cars, trucks and tractors. Ford knew that "If we want the farmer to be our customer, we must find a way to be his." Figure out a way to use agricultural products in industrial manufacturing, and everyone would benefit. He put his chemists to work determining what products could be developed from plants. After testing numerous crop plants, they narrowed their focus to soybeans. Experimentation was soon rewarded with the discovery of soybean oil, which made a superior auto body enamel.

Soybean meal was converted to plastic used to make over 20 parts including horn buttons and gearshift knobs. By 1936, Ford was using a bushel of soybeans in every car that rolled off the line. But Henry Ford didn't stop there. While his chefs developed a variety of tasty and nutritious American-style foods from soy (including ice cream), Henry invented soybean "wool", a fiber half the cost of sheep's wool. Soon a fabric containing 25% soybean wool was being used to upholster many Ford autos. And on special media occasions, Mr. Ford would sport a suit made of soybean fiber.

What a guy!

Recipe courtesy of Indiana Soyfood
Development Council newsletter

HENRY FORD'S CHOCOLATE CHIP SOYBEAN COOKIES

3 cups light brown sugar
1 cup soy margarine
4 large eggs
3 cups cake or all-purpose flour
1 cup soy flour
1 teaspoon salt

2 teaspoons baking soda
2 tablespoons milk
1 teaspoon vanilla
2 cups crushed roasted unsalted soybean nuts
4 cups semi-sweet chocolate morsels

Preheat oven to 350F. In large mixing bowl, cream brown sugar and margarine with electric mixer. Beat for 2 minutes. Add eggs one at a time and cream until smooth consistency. Combine dry ingredients and add to mixture. Add milk and vanilla. Stir in soybeans and chocolate chips. Chill batter, if desired.

Spray baking sheets with non-stick vegetable coating. Drop cookie batter onto sheets with a teaspoon. Bake for 8-10 minutes. Makes approximately 10 dozen soft cookies.

Nutritional Analysis-1 cookie: Calories 92, Total Fat 2.5g, Saturated fat 0.3g, Carbohydrate 11g, Protein 1.4g, Cholesterol 7mg, Sodium 74 mg

March Stainless Steel Restoration Seminar

Saturday March 4th, 2023 will be a seminar at Charlie and Pat Palmer's place, 980 Ulysses St. Golden 80401. Coffee and donuts at 8:30, seminar starts at 9, please bring your own chair. Darrel Bauer, owner of Ajax Custom Plating, will explain the process of restoring stainless steel. Should be a good one!

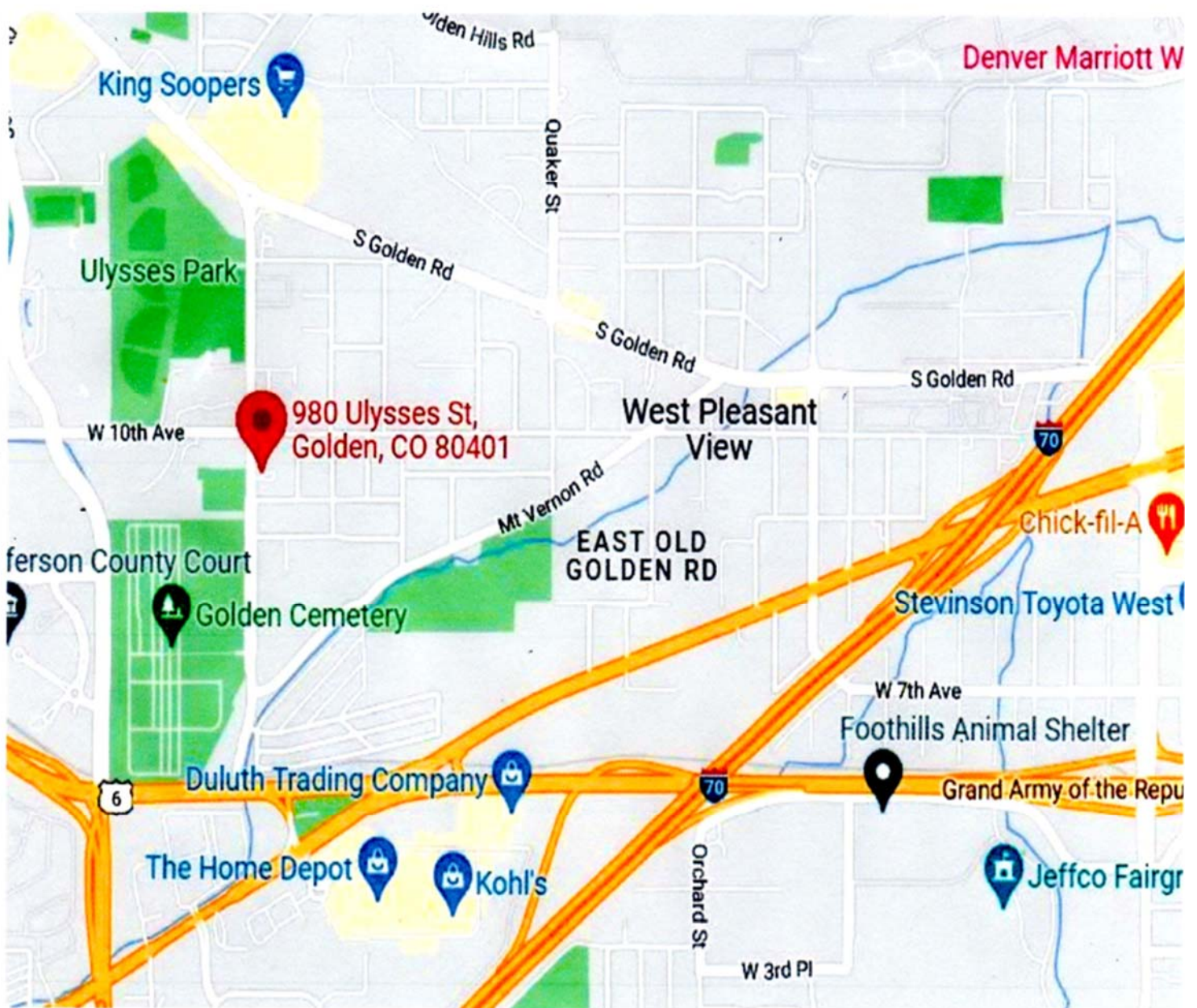
Directions:

From 6th Ave: Go west, after you pass Colfax turn north onto Ulysses St.

From Colfax Blvd: Go west, turn right (west) onto 6th Ave. Turn north onto Ulysses St.

From South Golden Rd: Turn south onto Ulysses at the King Soopers/Sonic roundabout.

From I-70: Go west, take Colfax exit, turn right (west), turn right (west) onto 6th Ave. Turn north on Ulysses.





TECH CORNER



Repairing Early Fuel Tank Filler Leaks

By Ken Bounds

This week I noticed a thread on the Fordbarn where the poster tracked down a problem he was having with gas fumes. The fumes were leaking from the connection of the filler pipe to the gas tank on his '33 Station Wagon. I thought it might be a good time to repeat a column we presented in the April 2009 Road Chatter. At our January 2009 meeting I did a presentation on the subject and wanted to pass along the specifics to everyone. We have several newer members who may be able to use this information, plus I have an update.

The next three paragraphs are a portion of the original "It Worked for Me" article, with reference to work being done on Joe Kozmic's '37:

Ford's fuel tanks through early '37 used a threaded filler tube with a lead seal between the tank and the flange on the tube. Later tanks had a much easier-to-seal arrangement of a hose connecting the filler tube to a tube on the tank. Leaks on the early fuel tanks are apparently pretty common as I have the same problem on my '36 and I know of a few others who do as well. The lead seal is available from the typical parts suppliers for about \$8. You need a special spanner wrench to remove the filler pipe. I bought one from Sears for \$15. (Armstrong model 34-219).



Filler tube, lead seal on right, spanner wrench above

On Joe's car we sprayed penetrating oil on the threads where the filler tube enters the fuel tank. Removing a fender support bracket provided easier access to the tube. The pin on the spanner wrench is inserted in the holes on the filler tube, which is then just screwed off. The entire assembly is then removed through the filler hole in the fender. I suspected the lead seal may have been missing, but one was there. Perhaps it was distorted and not sealing properly. We cleaned up all surfaces, inserted the new lead seal into the opening in the fuel tank, and screwed the filler pipe back in, tightening it securely with the spanner wrench.

Now for the leak test. We drove to the gas station and pumped about 6 gallons into the tank. The gas gauge now read about $\frac{3}{4}$ or better full. No leaks yet! We are hoping the problem is solved, but so far, so good.

Update: After publishing the above article, I also replaced the lead seal on my '36 Roadster using the same procedure. Everything seemed fine for a short time. Unfortunately, for both Joe's '37 and my '36, the leak returned. After trying a new seal and some other "fixes," I finally learned that the solution was simple. I just wasn't getting the connection tight enough with the short handle on the spanner wrench to compress the lead washer and make a good seal. If you install a lead washer with this same wrench, you need to get a length of pipe or other suitable extender so you can put a little more torque into the connection. With the fine threads of the filler pipe, I was surprised how many more turns I could make before the connection seemed really tight.

I completed my "final fix" to this problem several years ago now - no leaks since. I also fully tightened Joe's filler and he has seen no leaks either. Spanner wrenches similar to the 2 1/2" model shown above are available from various suppliers, including Amazon for under \$25. Be sure to get the version with the round pin. The lead seals, part number 46-9051 are available for about \$10 from one of our advertisers, Third Gen Automotive, and other suppliers.

March 2023 Tour

TRI-STATE AUTO EXHIBITION at the National Western Complex, 4655 Humboldt St, Denver.
GOLDEN CORRAL Thornton for lunch before car show.

Sunday March 12 **Daylight Saving Time starts Sunday March 12.**

Lunch: If you remembered to set your clocks forward meet at 12:00 noon at Golden Corral.

If you forgot to reset your clocks, be there at 11:00.

Golden Corral Address: 9751 Grant St, Thornton 80229

Directions: **Freeway Route:** From I-25, exit onto Thornton Pkwy east.

Turn left (north) onto Grant St

Turn left into Sam's Club parking lot

Golden Corral is at north end of Sam's parking lot.

Side-street Route: Take Washington St to Thornton

Turn left (west) onto Thornton Pkwy

Turn right (north) onto Grant St

Turn left into Sam's Club parking lot

Car Show: After lunch at approximately 1:00 (Daylight Savings Time), we can make our way to the Tri-State Auto Exhibition at 4655 Humboldt St, Denver 80216 (I-25 and Brighton Blvd.).

Directions from Lunch: Out of Sam's Club parking turn right (south) onto Grant St.

Turn left (east) onto Thornton Pkwy

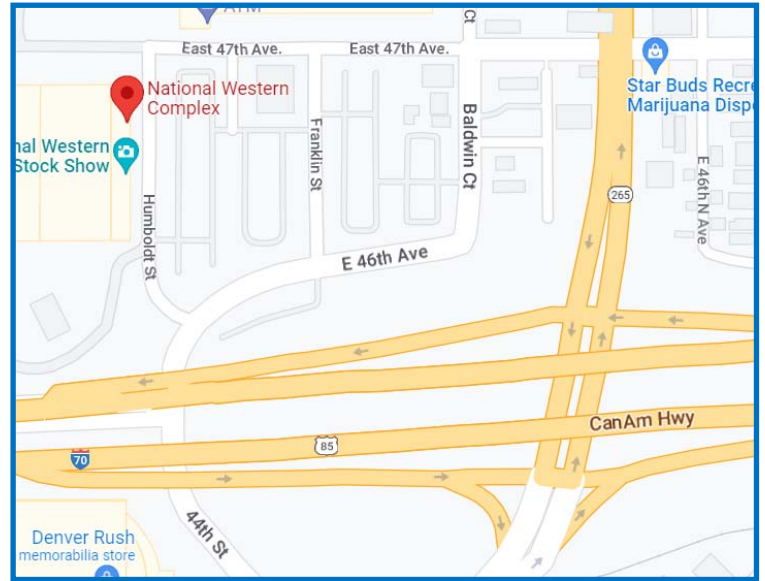
Turn right (south) onto Washington St

Take Washington St all the way down to 47th Ave

Turn left (east) onto 47th Ave

47th Ave becomes 46th Ave which leads us to the National Western Complex

Cost: Tri State Auto Exhibition \$15, parking may be free, Lunch is about \$15. Join us for this famous car show and iconic buffet restaurant.



Samaritan House Donation

We just wanted to let our members know what a generous number of donations were received in support of Bud Roth's Charity to donate socks and underwear to the Samaritan House. We received \$200.00 in cash/checks and 27 individual packages of clothing for men, women and children, which amounted to dozens of items. Here is a little information on the Samaritan House: We hope we can continue this tradition at every V-8 Holiday party. Thanks to all who donated. Steve and Rose Ann Bennett

CATHOLIC CHARITIES AND SERVICES OF DENVER		Thank you for your gift With your generous support, we have served people in northern Colorado for more than 90 years.	
DONOR INFORMATION		MONETARY DONATIONS	
Organization	Early Ford V8 Club	Office Use Only:	
Title	First Name Last Name	Cash	\$140.00
Address	3776 S. Jensen St	Check \$	60.00
City	Denver	Credit Card #	
State	CO	Expiration Date	
Zip	80227	Received By	
Business	Home	Keep this form for tax purposes.	
Email	Mobile	No goods or services were provided in exchange for this gift.	
Opt Out - Please opt me out of the following: <input type="checkbox"/> email <input type="checkbox"/> mail <input type="checkbox"/> phone calls		Catholic Charities of Denver is a 501(c)(3) organization, Tax ID#: 84-0686679.	
APPROXIMATE VALUE - list the category and approximate value for the in-kind items donated.		2301 Lawrence St. Denver, CO 80205 303-294-0241 ccdenver.org	
<input checked="" type="checkbox"/> Clothing/Shoes \$	<input type="checkbox"/> Food \$	<input type="checkbox"/> Furniture \$	<input type="checkbox"/> Gift Cards \$
<input type="checkbox"/> Hygiene \$	<input type="checkbox"/> Household \$	<input type="checkbox"/> Space \$	<input type="checkbox"/> Infant/Toddler/Kids \$
<input type="checkbox"/> Other \$			
GIFT INFORMATION - list the quantity and the description of all items donated below.			
Clothing - 50+ checks			
Cash - 140.00 60.00			
White Copy: Donor		Yellow Copy: Catholic Charities - Program Administration	

Flathead Related Web Sites

If you know of any other related web sites, please let me know.

<https://www.fordbarn.com/forum/> By far the most active site with input from around the world.

<https://www.earlyfordv8.org/forum/> Early Ford V8 Club's web site

<https://www.vintagefordforum.com/forum/early-v-8>

More interesting input

<https://www.jalopyjournal.com/forum/forums/the-hokey-ass-message-board.5/> Hotrod related web site

<https://www.flatheadford.com/> Not real active but has some interesting stuff on it.

EARLY FORD V8 CLUB OF AMERICA HI- COUNTRY REGIONAL GROUP 2023 Schedule of Events

Monthly Meetings are held the first Thursday of the month
Seminars are held the first Saturday of the month, unless otherwise rescheduled.

Tours are held the third Sunday of the month, unless otherwise rescheduled.

Board Meetings are held the 4th Thursday of the month, unless otherwise rescheduled.

January

5th, **NO Monthly Meeting***
7th, **NO Seminar or Tour in January ***
15th, Installation Banquet *
26th, Board Meeting
28th, Polar Bear Swap Meet-Adams Cnty Fairgrounds

February

2nd **Monthly Meeting ***
4th **Seminar ***
4-5 Tri-State Swap Meet at National Western Complex*
19th **Tour to Monument***
23rd, Board Meeting

March

2nd, Monthly Meeting *
4th, **Stainless Steel Seminar ***
12th, Daylight Savings Time Begins
12th, **Tri-State Car Show Tour ***
...15th, Ex- President's Breakfast (See Pg 3)
23rd, Board Meeting

April

6th, **Monthly Meeting ***
8th, **Seminar ***
9th, Easter
16th **Tour ***
27th, Board Meeting

May

4th, **Monthly Meeting ***
6th, **Seminar ***
14th, Mother's Day
21st, **Tour***
25th, Board Meeting
29th, Memorial Day Car Show at 1st Bank
on west Colfax & Miller

June

1st, Monthly Meeting *
3rd, Pre-war Swap Meet, Adams County Fairgrounds
3rd, **Seminar ***
4th, ACC Show (we have been invited)
11th to 17th Dearborn
11th Car/truck/motorcycle show at Fitzsimmons/
V.A. Hospital in Aurora??
11th, **Tour ***
17th, Drive Your Ford Day
18th, Father's Day
22nd, Board Meeting

July

4th, Independence Day
6th, **Monthly Meeting ***
8th, **Seminar***
16th, **Tour ***
27th, Board Meeting

August

3rd, **Monthly Meeting ***
5th, CCCC Car/Air show in Broomfield
12th, **Club Auction (Seminar) Wilson ***
20th, **Anderson Park Car Picnic (Tour) Abe ***
24th, Board Meeting

September

4th, Labor Day
7th, Monthly Meeting *
9th, **Seminar***
10th, **All Ford Day (Tour) Abe ***
28th, Board Meeting

October

5th **Monthly Meeting ***
6th-9th Hershey Swap Meet
7th **Seminar***
22th **Turkey Trot (tour), Gene & Abe***
26th Board Meeting

November

2nd, **Monthly Meeting ***
4th, **Seminar***
5th Daylight Savings Time Ends
11th, **Veterans Day Ft. Logan (Tour) ***
16th, Board Meeting
23rd, Thanksgiving

December

3rd, **Seminar, Holiday Party at _____***
7th, **Monthly Meeting ***
9th, **Seminar***
25th, Christmas
28th Board Meeting
31st, New Year's Eve

THE DISTRIBUTOR

EARLY FORD V-8 CLUB

HI-COUNTRY REGIONAL GROUP

website: HiCountryV8.org

P.O. BOX 3137


CENTENNIAL, CO 80122

Stainless Steel Seminar At Charlie Palmers

March 20

Everyone is invited to the Ex-
Presidents Breakfast, March 15, 2023

10:00am at Louis's Diner, 1500 W.
Littleton Blvd., Littleton, CO#

Sunday	Monday	Tuesday	Wednesday	Thursday	Friday	Saturday
			1	2	3	4
				V8 Meeting		V8 Seminar
5	6	7	8	9	10	11
						A
12 V8 Tour  SPRING	13	14	15 Ex- President's Breakfast 10 am	16	17 St. Pat's Day	18
19	20	21	22	23	24	25
				V8 Board		
26	27	28	29	30	31	